

2023 annual report to the Community

Paradise Primary School

Paradise Primary School number: 973

Partnership: Campbell



School principal:

Date of endorsement:

20/02/2024



Government
of South Australia
Department for Education

Context Statement

Paradise Primary School caters for students from R-6. At the time of this report, the enrolment in 2023 is 138. Paradise Primary School is classified as Category 5 on the Department for Education Index of Educational Disadvantage. At the time of this report, the school population includes 6% Aboriginal students, 6% students with disabilities, 19% students with English as an additional language or dialect (EALD) funded background, 1% children/young people in care. Further information about the school is available on the school's website (including its context statement), as well as the My School website.

Chairpersons Report

There is every reason to celebrate the successes of the past 12 months at Paradise Primary School! It is with my delight at the adoption of the 'Room to grow' slogan and I am proud to say that we have seen this develop from just a slogan to an everyday reality! It has been wonderful to see our capacity grow, outcomes achieved & excellent results in many areas across our great school community both inside and outside the classroom.

It has been a real privilege to be the Vice Chairperson of the Governing Council. I commend to you each member of the Governing Council who work tirelessly to contribute to the School Community and who have a passion to actively play their part in creating a culture of inclusion, innovation, respect & safety – and they do it all so well! I am grateful for their support and for the skills, knowledge and experience that they bring to the team. Thank you so much!

We would love to expand our team! I am a big believer that 'many hands make light work' and I know that when we work together we achieve more. We would love to have your voice on the Paradise Primary School Governing Council – so please consider if this is a way that you can serve our School Community.

I also want to acknowledge the excellent staff at Paradise Primary School for their exceptional leadership, creativity, compassion & enthusiasm! I am grateful for all you do and for all that you bring to the team. Leadership Guru John Maxwell says 'Everything rises and falls on leadership' and I want to honour our wonderful Principal Ms. Karyn Alford who leads with great distinction, wisdom & professionalism.

As we head into a New Year, I am excited about the year ahead! There has been much to celebrate from the last 12 months and now we look to the future and all the opportunities that will be presented to us. I look forward to partnering with you as we work together to see Paradise Primary School Community continue to thrive in 2023...and beyond!

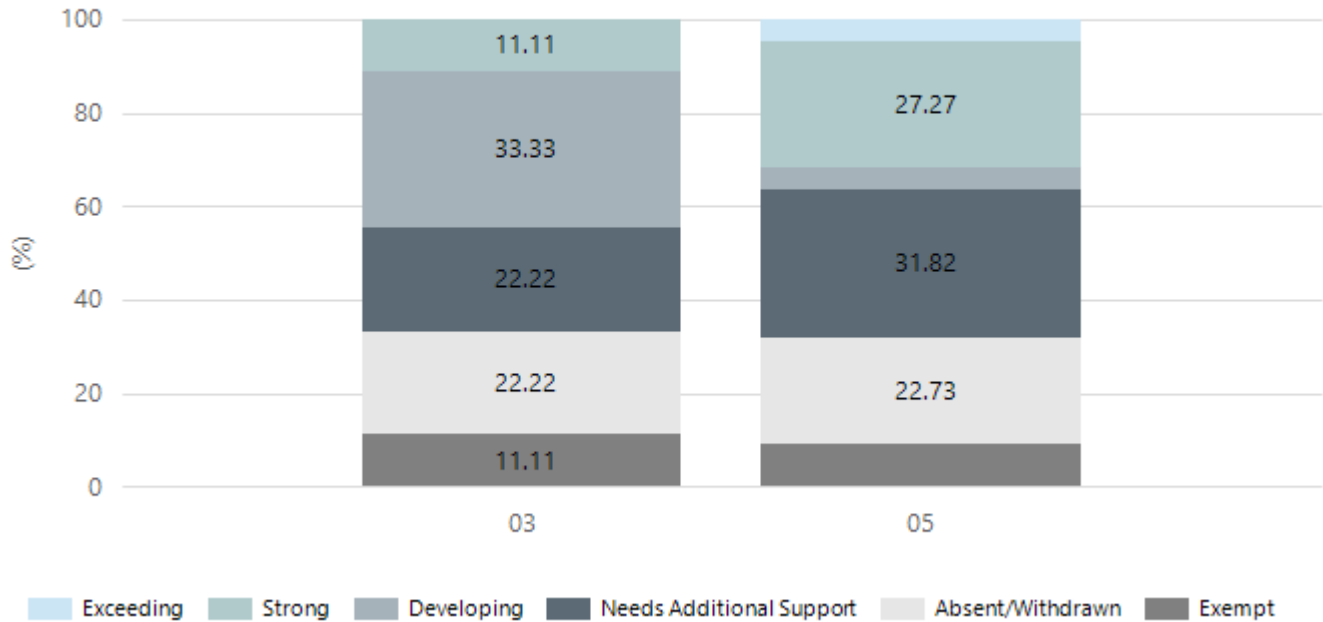
Vice Chairperson Adele Pettit

Performance Summary

NAPLAN Proficiency

In 2023, the Australian Curriculum, Assessment and Reporting Authority (ACARA) - a Commonwealth Independent statutory authority - announced changes to NAPLAN performance reporting. This new way of reporting by ACARA that NAPLAN results from 2023 will not be comparable to previous years. The new approach replaces the previous numerical NAPLAN bands and the national minimum standard.

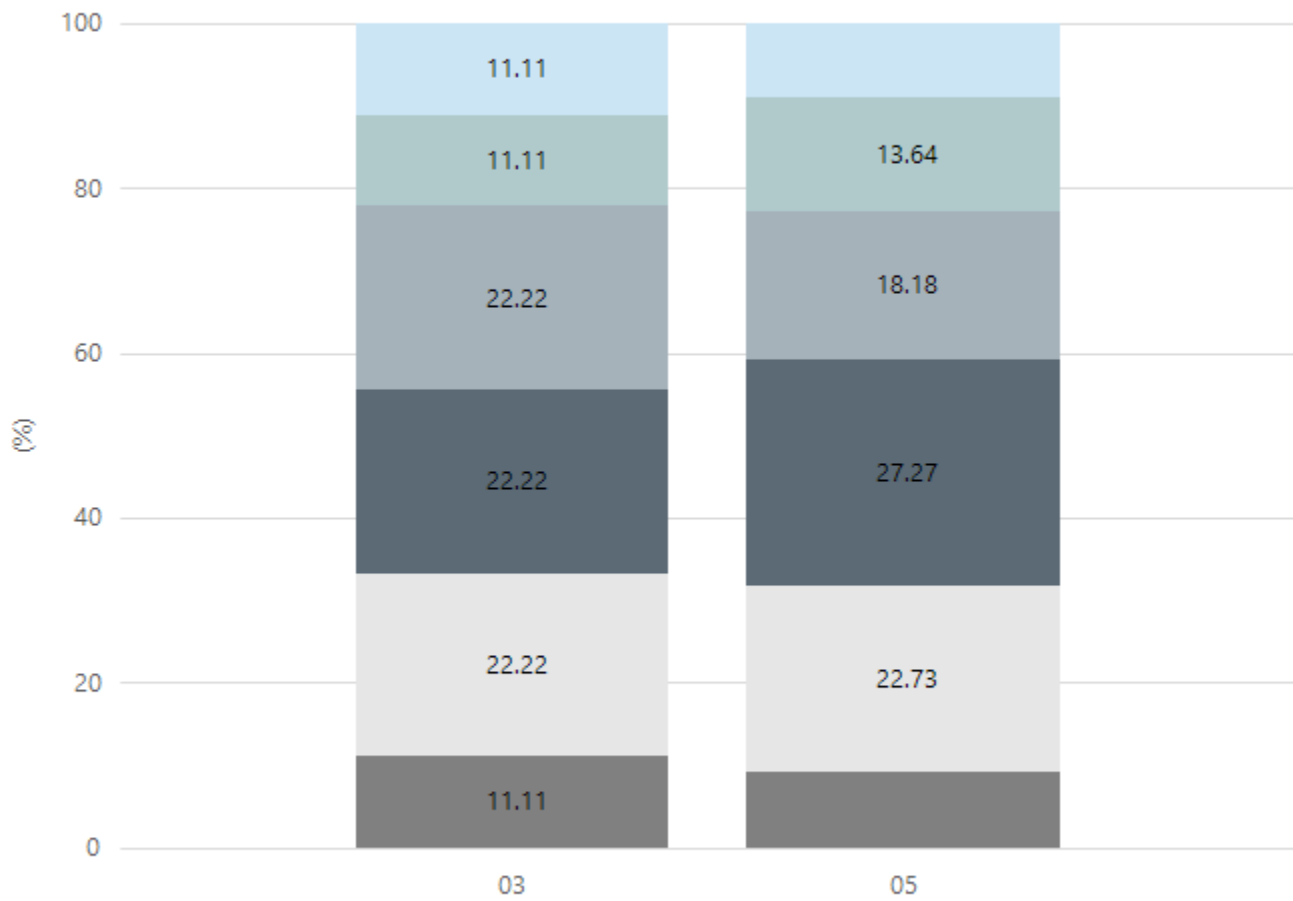
Numeracy



Year Level	03	05
Exceeding		1
Strong	1	6
Developing	3	1
Needs Additional Support	2	7
Absent/Withdrawn	2	5
Exempt	1	2
Total	9	22

Data Source: Department for Education Assessment Data Holdings, 2023. When there are less than six students in a cohort, no data is supplied.

Reading

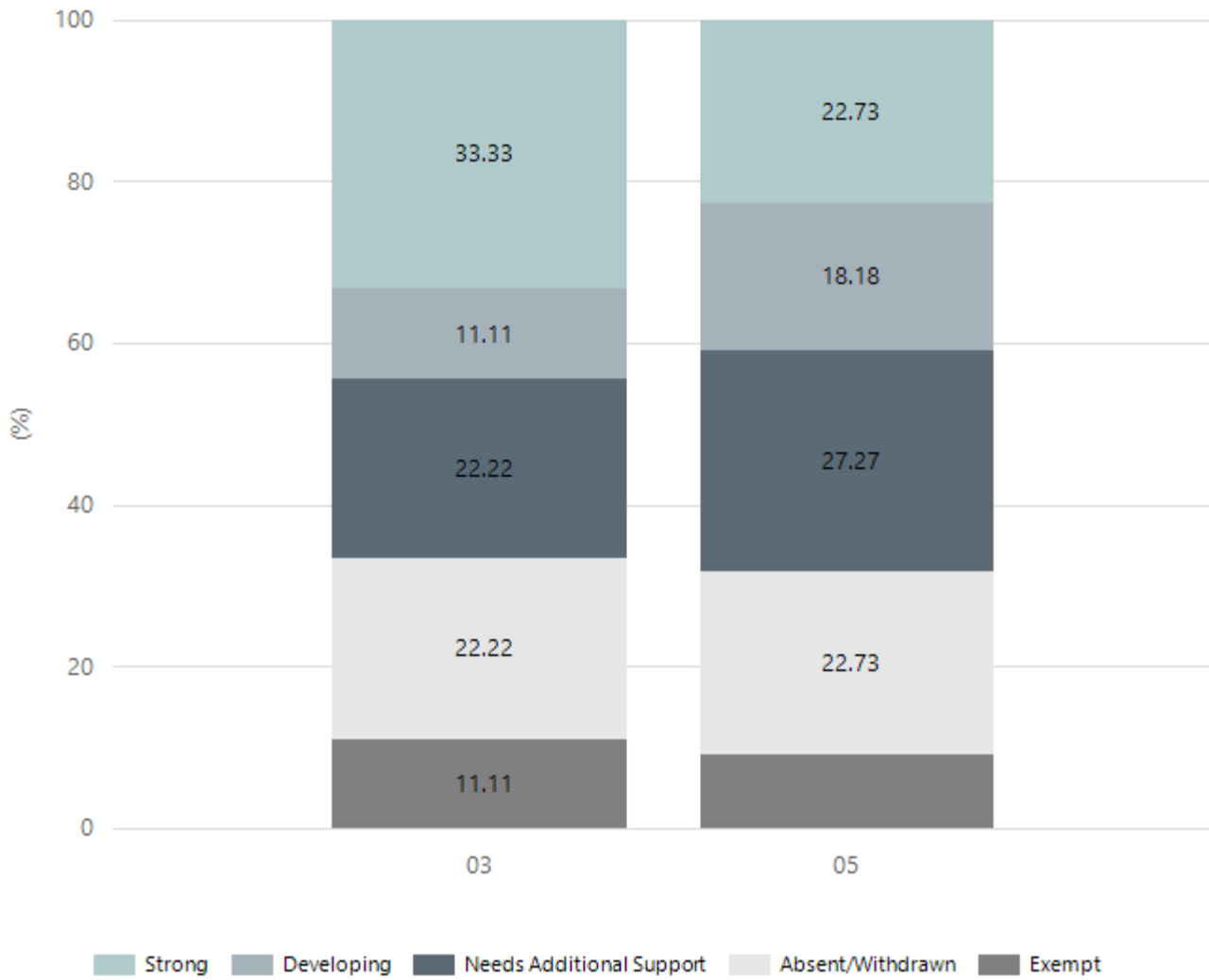


■ Exceeding
 ■ Strong
 ■ Developing
 ■ Needs Additional Support
 ■ Absent/Withdrawn
 ■ Exempt

Year Level	03	05
Exceeding	1	2
Strong	1	3
Developing	2	4
Needs Additional Support	2	6
Absent/Withdrawn	2	5
Exempt	1	2
Total	9	22

Data Source: Department for Education Assessment Data Holdings, 2023. When there are less than six students in a cohort, no data is supplied.

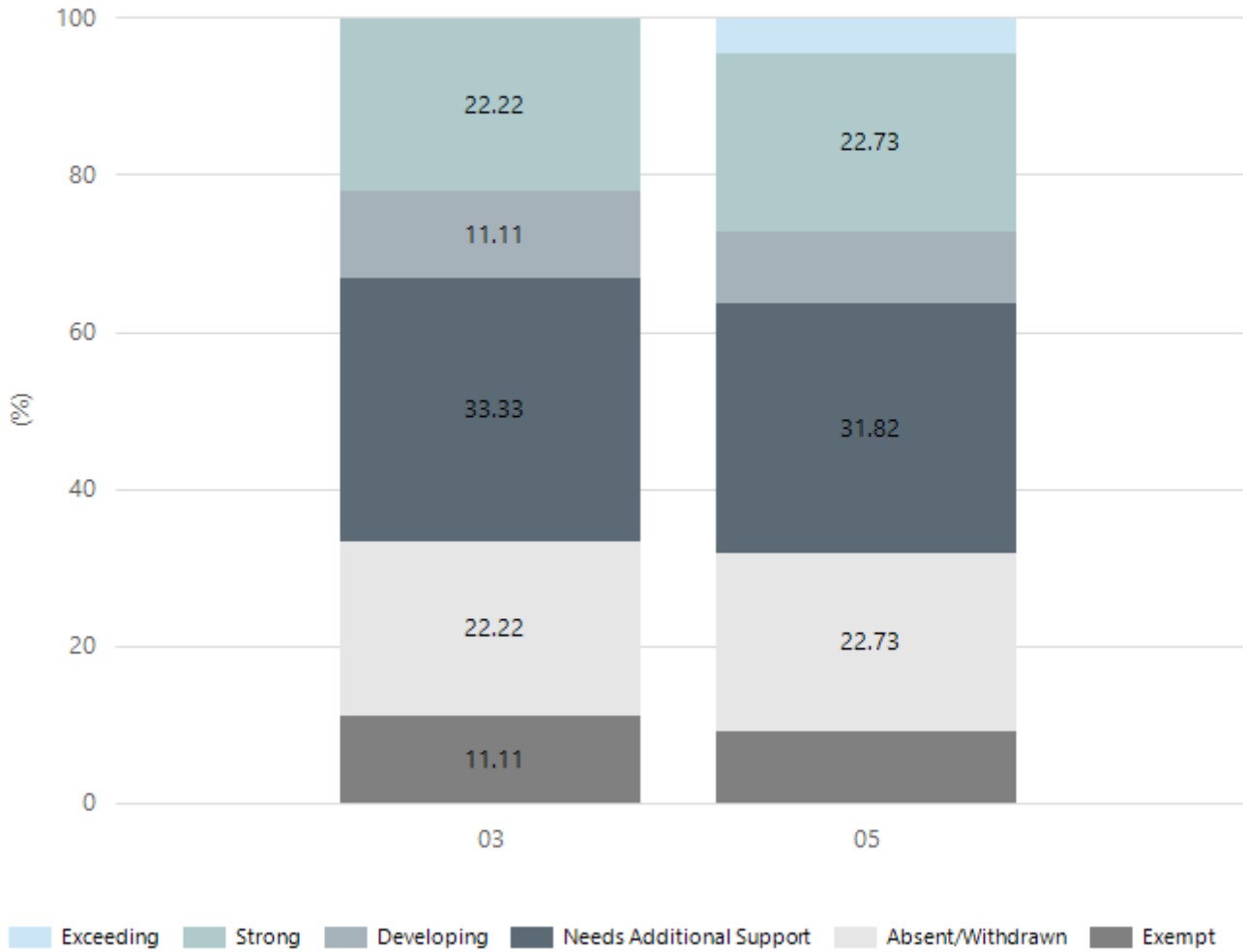
Writing



Year Level	03	05
Strong	3	5
Developing	1	4
Needs Additional Support	2	6
Absent/Withdrawn	2	5
Exempt	1	2
Total	9	22

Data Source: Department for Education Assessment Data Holdings, 2023. When there are less than six students in a cohort, no data is supplied.

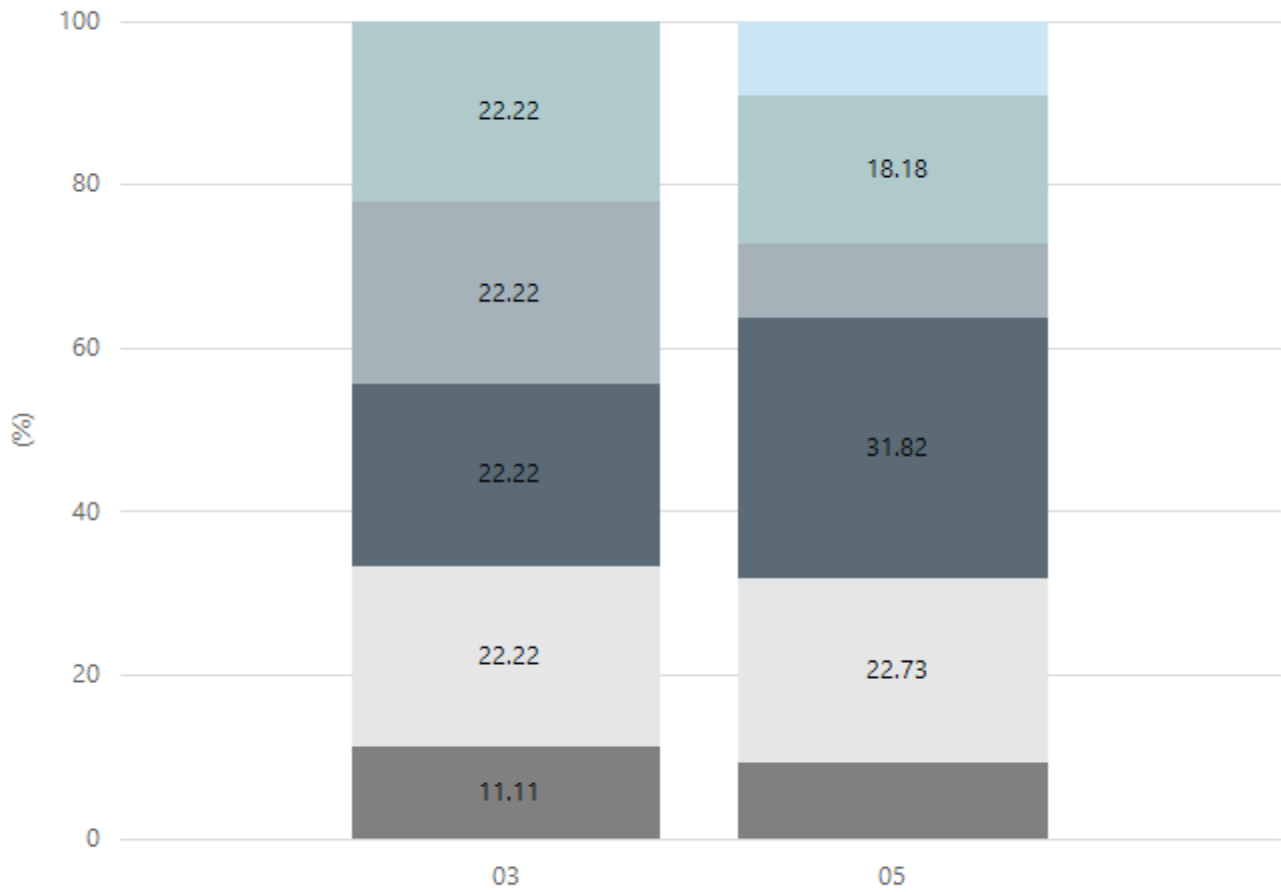
Grammar



Year Level	03	05
Exceeding		1
Strong	2	5
Developing	1	2
Needs Additional Support	3	7
Absent/Withdrawn	2	5
Exempt	1	2
Total	9	22

Data Source: Department for Education Assessment Data Holdings, 2023. When there are less than six students in a cohort, no data is supplied.

Spelling



Exceeding Strong Developing Needs Additional Support Absent/Withdrawn Exempt

Year Level	03	05
Exceeding		2
Strong	2	4
Developing	2	2
Needs Additional Support	2	7
Absent/Withdrawn	2	5
Exempt	1	2
Total	9	22

Data Source: Department for Education Assessment Data Holdings, 2023. When there are less than six students in a cohort, no data is supplied.

School Attendance

Year Level	2021	2022	2023
Reception	89.4%	73.3%	91.6%
Year 01	91.9%	85.6%	79.7%
Year 02	88.5%	90.3%	88.1%
Year 03	95.9%	87.8%	91.3%
Year 04	85.0%	83.8%	90.3%
Year 05	92.7%	83.1%	88.8%
Year 06	88.6%	86.2%	93.6%
Year 07	81.1%		
Primary Other			100.0%
Total	89.3%	84.1%	89.5%

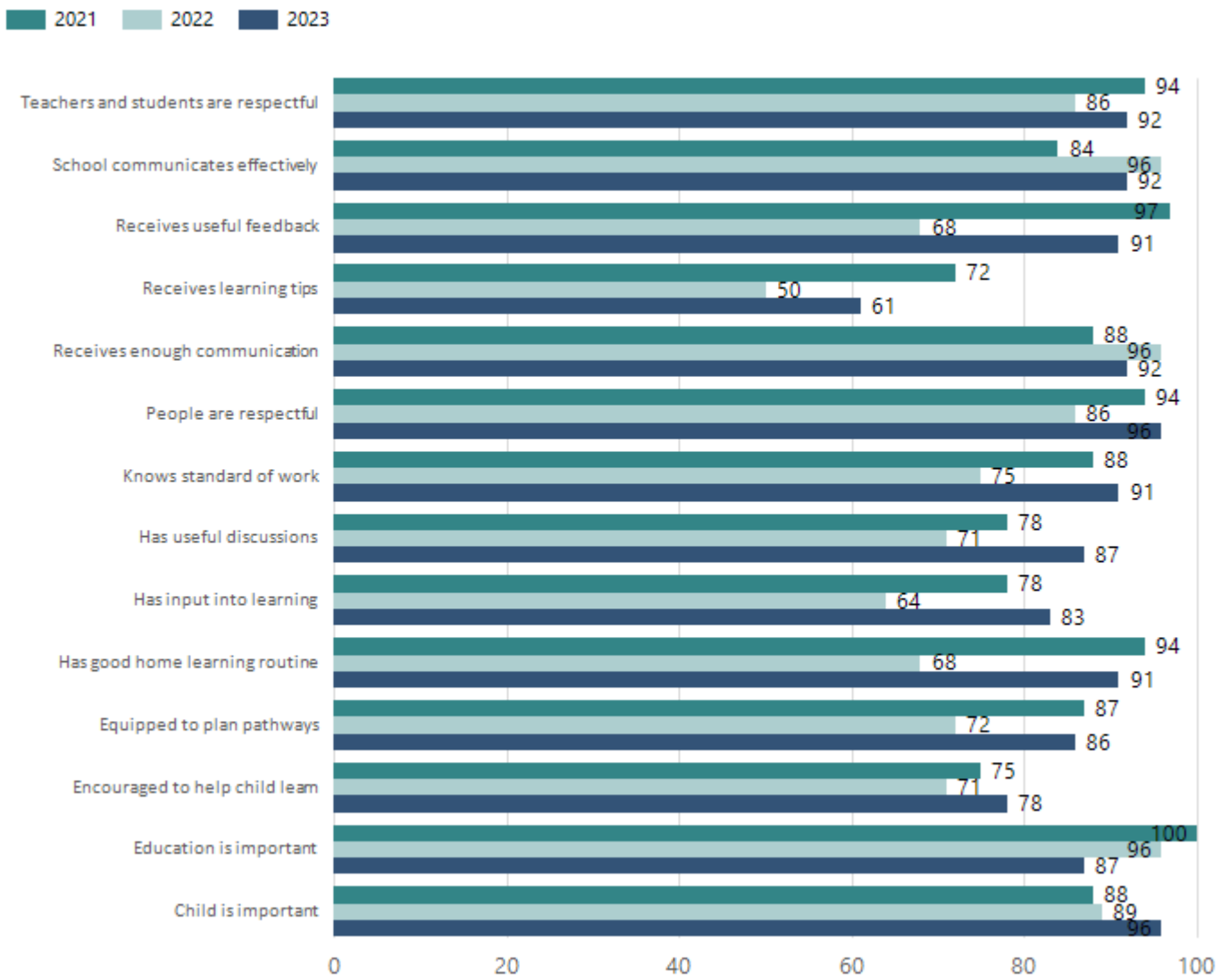
Data Source: Department for Education Attendance Data, Semester 1 Report 2023. A blank cell indicates there we no students enrolled. 'Primary Other' includes students enrolled in specialised education options. 'Secondary Other' includes students who have already spent a year at Year 12 and elected to undertake further study at Year 12.

Attendance Comment

In South Australia, all children and young people must be in school from 6 years to 16 years old. They must attend a government or non-government school full time. From age 16 to 17 however, young people must attend school or an approved learning program (such as an apprenticeship, traineeship, accredited course or university). Schools and parents must encourage and support students to come to school every day. Parents and caregivers must make sure their child is enrolled in a school, and attends school all day and everyday it is open, unless a child is sick or has an approved exemption. Teachers and leaders actively follow up when a student misses school, including recording all absences and non-attendance. All schools in South Australia have local attendance procedures governed under the Education and Children's Services Regulations 2020.

Parent Opinion Survey Results

Proportion of agree/strongly agree response(%)



Data Source: 2023 Department for Education Parent Opinions Survey, Term 3 2023.

Intended Destination

Leave Reason	Number	%
NG - ATTENDING NON-GOV SCHOOL IN SA	6	13.0%
OV - LEFT SA FOR OVERSEAS	32	68.0%
TG - TRANSFERRED TO SA GOVERNMENT SCHOOL	9	19.0%

Data Source: Department for Education Destination Data Report, 2023. Data extract term 3 2023. Data shows recorded destinations for students that left the school in the previous year. Data is uploaded by schools in term 3 and may not reflect final or total figures at time of report creation.

Highest Qualifications held by the teaching workforce and workforce composition

All teachers at this school are qualified and registered with the SA Teachers Registration Board.

Qualification Level	Number of Qualifications
Bachelor's degrees or Diplomas	8
Postgraduate Qualifications	2

Data Source: Data extracted from Mandatory Workforce Information Collections as on the last pay date of June 2023. As self-reported by staff in the system.

Please note: Data includes staff who are Actively employed and on extended paid leave. Please note only the highest qualification of the Teaching staff is reported. Excludes any number of other certifications earned.

Workforce composition including indigenous staff

	Teaching Staff		Non-Teaching Staff	
	Indigenous	Non-Indigenous	Indigenous	Non-Indigenous
Full-Time Equivalents	0.0	9.1	0.7	4.9
Persons	0.0	10.0	1.0	9.0

Data Source: Data extracted from Mandatory Workforce Information Collection as on the last pay date of June 2023.

Please note: Data includes staff who are actively employed and on extended paid leave. "Indigenous category" is self-reported by staff in the system.

Financial Statement

Funding Source	Amount
Grants: State	\$1,339,980
Grants: Commonwealth	\$8300
Parent Contributions	\$27,965
Fund Raising	\$5,500
Other	\$316,175

Data Source: School supplied data.